

BP60 BAROMETRIC PRESSURE SENSOR

TECHNICAL PRODUCT SHEET



Overview

The BP60 is well-suited for the barometric pressure measurement requirements of wind and solar energy studies, particularly as an input to air density, annual energy production estimates, and more reliable forecasts on operational solar and wind farms.

Specifications

| | |
|---|---|
| Measurement Range | 500 hPa to 1100 hPa (14.765 to 32.483 inches Hg) |
| Signal Type | Linear analog voltage |
| Transfer Function (only BP60C 's come with a unique calibration) | Absolute Pressure in hPa = (Voltage x 244.192829) + 494.948781 typical Absolute Pressure in inches Hg = (Voltage x 7.211029) + 14.615867 typical |
| Output Signal | 0.020 to 2.480 VDC |
| Supply Voltage (uses pulsed excitation to minimize current draw) | 5 to 15 VDC |
| Supply Current | 1.25 mA max |
| Mounting | Mounts directly to tower with hose clamp or optional mounting bracket |

Tools Required

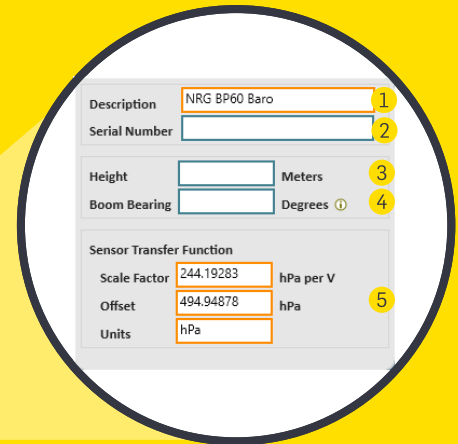
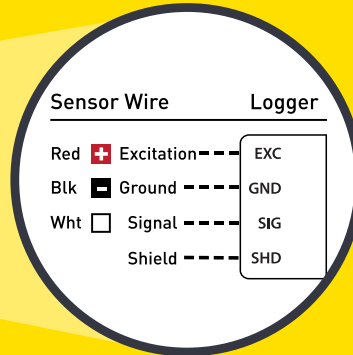
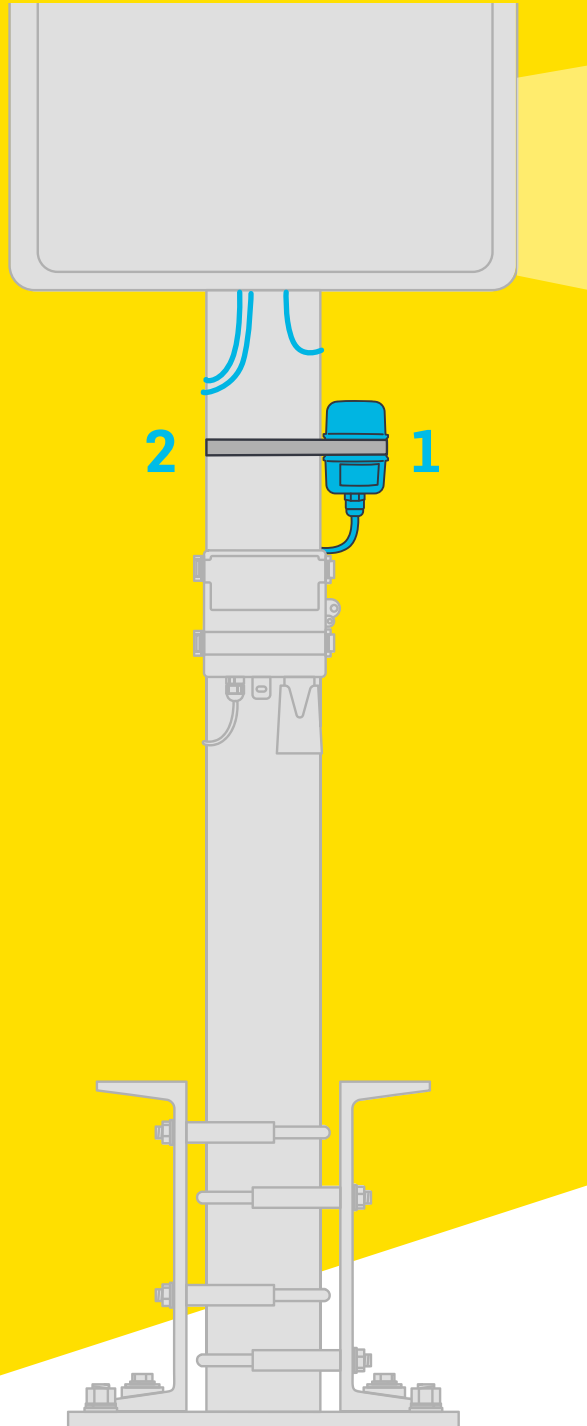
- 8 mm (5/16 inch) nut driver or wrench (electric nut driver preferred)
- Small NRG screw driver
- Sheet metal shears (for trimming hose clamps)



NRG Systems®

BP60 Barometric Pressure Sensor Installation Process

1. Wrap the hose clamp around the tower (under the shelter box), insert the BP60 sensor and continue to tighten with nut driver until the sensor is secure. Do not over-tighten.
2. Trim the end of the hose clamp, or secure it in place so it does not move freely.
3. Wire the sensor cable into the data logger.
4. Program SymphoniePRO Logger.



SymphoniePRO Logger Programming

Use the SymphoniePRO Desktop Application to program the sensor settings into the data logger:

1. Choose "NRG BP60 Baro" from the "Load From Defaults" drop-down menu.
2. Enter the sensor's serial number (found on the sensor body).
3. Enter the height of sensors from the ground.
4. Enter the direction the sensor is installed on the tower.
5. *For BP60C only:*
Enter the sensor's unique slope and offset—found on the sensor's calibration report. Report can be looked up by serial number [here](#).

For more information:

NRG Technical Support
+1 802.482.2255
support@nrgsystems.com
nrgsystems.com
ISO 9001: 2015 Certified
ISO 14001: 2015 Self-Certified